

First edition of Focus meeting

New meeting aims to improve outcomes in onco-urological cancers



Dr. Guillaume Ploussard
Chairman EAU-YAU
Prostate Cancer
Working Party
Member, Organising
Committee FOCUS
Meeting
Toulouse (FR)
g.ploussard@gmail.com



Dr. Paul Sargos
Member EAU-YAU
Urothelial Cancer
Working Party
Member, Organising
Committee FOCUS
Meeting
Bordeaux (FR)
paulsargos@gmail.com

Young urologists show interest

The EAU Young Urology Office and the Young Academic Urologists boards have strongly supported this initiative. We would like to thank all these members sincerely including, of course, Prof. Selcuk Silay, our EAU-YAU chairman.

FOCUS was also supported by national scientific societies involved in uro-oncology, including the French Association of Urology (AFU) and its Cancerology Committee (CC-AFU), and the Groupe d'Etude des Tumeurs Uro-génitales (GETUG). Thus, the scientific committee included both regional experts and CC-AFU Chairmen (Prof. Méjean, Prof. Rouprêt, Dr. Rozet, Prof. Bensalah, Dr. Murez).

Scientific programme with six sessions

The scientific programme, prepared by a multidisciplinary team of urologists, oncologists and radiation oncologists, was designed with a focus on peri-treatment strategies aimed to improve outcomes in prostate, testis and kidney or bladder cancers, with six scientific sessions and 2 industry-sponsored symposia.

Prof. Michel Soulié, Head of the Urology Department of the Toulouse University Hospital (FR), has supported this ambitious event since the beginning of the adventure and chaired this first edition. His warm introduction set the tone for a friendly meeting.

Sexual function preservation

To mention just one example, one of the prostate cancer sessions focused on sexual function preservation and encompassed outstanding presentations by Dr. Thomas Bessede on the surgical anatomy of neurovascular bundles, by Dr. Richard Gaston on the maximal peri-prostatic preservation during robot-assisted radical prostatectomy, and by Prof. Olivier Chapet on optimised radiotherapy doses to improve erectile function preservation.

The 'European Corner', involving several YAU members, enticed interactive debates on the management of

oligo-metastatic patients in kidney (Dr. U. Capitanio, Milan, IT) and prostate cancer (Dr. P. Ost, Ghent, BE).

On Friday morning, a Joint Session including key opinion leaders from GETUG, AFU and EAU-YAU was led by Dr. Guilhem Roubaud, medical oncologist from Bordeaux (FR) and Idir Ouzaid (YAU kidney cancer working party), urologist from Paris (FR). The kidney and prostate cancer management in 2018 (discussion of CARMENA, STOMP, HORRAD trials), the recent changes in guidelines and the potential disparities among countries and health care systems were discussed.

Insights into metastatic prostate cancer

Among the distinguished guest speakers was Prof. Fred Saad, Head of the Department of Urology in the CHUM, Montreal (CH). He delivered a brilliant lecture on the management of hormone-sensitive and castration-resistant metastatic prostate cancers in the light of recent data from phase III randomised trials recently presented at international meetings. Numerous uncertainties and future hopes were addressed for this field, which is in continuous motion.

Prof. Nicolas Mottet, chairman of the EAU Prostate Cancer Guidelines, gave a lecture on the 'Integration of MRI in the management of prostate cancer', with special reference to the recent PRECISION study. In his



EAU-YAU team during a social event at the 'Hotel-Dieu', an ancient hospital in the centre of Toulouse (Drs. Ouzaid, Sargos, Xylinas, Capitanio, Mathieu, Ost, Ploussard)

critical analysis he concluded that a step forward can be made by implementation of these recent data in the current update of the guidelines. Indeed, at the end of his talk, he revealed that, for the first time ever, an EAU recommendation will be included in the guidelines on making an MRI before taking biopsies in the treatment. Breaking news and applause from the audience!

Save the date

Save the date: the second edition of the FOCUS meeting is scheduled for 17 and 18 October 2019 under the umbrella of EAU-YAU and the presidency of Prof. Arnaud Mejean, Chairman of the French Cancerology Committee, principal investigator and first author of the CARMENA article.

Toulouse is waiting for you!

VCMS in cooperation with the ESRU

Education day 'Minimal Invasive Surgery in Urology'



Manou Huijben
Commissioner
activities
VCMS Nederland
Utrecht (NL)

nederland@vcms.nl

The Dutch Surgical Society for Medical Students (DSSMS, or in Dutch 'VCMS') focuses on students with a special interest in surgery. Its local departments were founded in the eight Dutch academic centres.

The aim is to offer supplementary extracurricular education in surgical specialisms to medical students in their bachelor phase. The national board ('VCMS Nederland') oversees the local branches, provides supplementary surgical education for medical students in a Master Academy and organises national events for members and external interested parties. This educational activity is provided in cooperation with surgical specialists, residents and commercial companies. During the Master Academy, senior medical students ('co-assistenten') are offered extracurricular surgical education. This year, the Master Academy has about 120 members. During the course of this year, seven Saturdays will be devoted to three areas: *Surgical Anatomy and Imaging*, *Surgical Knowledge*, and *Surgical Practice and Skills*.

Surgical practice and skills

On Saturday 15 December 2018 the module centred on *Surgical Practice and Skills* took place. This day was organised at the LUMC (Leiden University Medical Centre) with the topic: 'Minimal Invasive Surgery in Urology'. The structure of this day was composed in

cooperation with Dr. J. Gómez Rivas (Chairman ESRU), T. Brouwers (Project Manager Education and Training, EAU Office, NL) and Dr. P.J. Zondervan (urologist, UMC Amsterdam, NL). Several lectures were given and VCMS members could gain some hands-on experience during the workshops.

Dr. C.A. Goossens-Laan (urologist, Alrijne Hospital, Leiden, NL) began the day with an introduction to laparoscopy. It covered the anatomy of the perineum, the physiology of the pneumoperitoneum and haemostatic principles during laparoscopic procedures. After the introductory lecture, there were two rounds of workshop in parallel groups, aiming to stimulate small-scale education. During the first two workshops the working principles of the endoscope, the cystoscope and lithotripsy were investigated. Donald Schweitzer (Master Academy member and student-researcher urology) guided the VCMS members in the simulated treatment of endoscopic renal stones with the aid of flexible urethero-renaloscopes.

Interesting plenary lecture

After lunch, Drs. E.J. Van Gennep (urologist, LUMC, NL) gave a lecture on laparoscopic and robotic surgery



Plenary lecture room



National Board VCMS. From left to right: Amaran Suntharan, Manou Huijben, Roger Lodewijkx, Irina Von Filz, Bas Dalmeijer, Loes Hartveld, Justin Van Loon


in the urological field and compared perioperative results of minimal invasive surgery techniques. Dr. R.F.M. Bevers (urologist, LUMC, NL) took the attendants through radical nephrectomy step by step, including the positioning, different approaches (trans-peritoneal versus retro-peritoneal) and known (anatomical) stumbling blocks. After the plenary lectures, the groups were switched and attended the other workshop. These were the trappings of the laparoscope, the Da Vinci robot and exercises with eye-hand coordination for students during training sessions in laparoscopy simulation boxes as well as with the different stitching techniques during conventional suture, laparoscopic suture and suture with the Da Vinci robot. The latter was under the guidance of Dr. O.R. Brouwer (resident urologist, Antoni van Leeuwenhoek, NL) and Drs. Van Gennep.

Networking

The day ended with a networking activity during which students and specialists could share their experiences of the day. The broad range of theoretical

urological knowledge and practical skills was highly appreciated by our members. We thank everyone who has contributed to the success of this VCMS Master Academy education day.


For more information on VCMS, the Master Academy and national events, please visit www.vcms.nl/Nederland.



Practice makes perfect

YUO board meeting in Amsterdam

Finishing a fruitful year, opening the window for 2019



Dr. Leonardo Tortolero Blanco
Hospital IMED
Levante
Benidorm (ES)

leotor85@gmail.com

The year 2018 was one of the most fruitful ones for the YUO (young urologists office) of the EAU so far because its two main arms - ESRU (European Society of Urology Residents) and YAU (Young Academics Urologist) - accomplished some great achievements and successfully carried out several projects in this period.

During a board meeting held in Amsterdam and led by Dr. M. Sedelaar (NL) (chairman of the YUO), Juan Gomez Rivas (ES) presented a summary of the ESRU activities in 2018. He highlighted the realisation of the YUORDay18 during the Annual EAU Congress in 2018 and also the open collaboration with ESU with regard to training and education projects such as the Endo-urology Olympics. And we should not forget, of course, the efforts to create the Non-Technical Skills for Surgeons (NOTSS) course.

YUORDay18 Guidelines Cup

The results of the first edition of the Guidelines Cup during YUORDay18 were really promising and received well by the audience. We look forward to the realisation of the second edition of the Guidelines Cup to be held in 2019. There will be some improvements, such as a preceding online phase. The final phase will take place during the YUORDay19 in Barcelona with attractive prizes for the winners. YUORDay19 is presenting an attractive programme for residents and young urologists which should not be missed during the 34th Annual EAU Congress in March 2019 in Barcelona.

YAU annual report

Later this year we expect the long-awaited annual report of the YAU (Young Academic Urologists), a group made up of 88 young talented European urologists with great academic and scientific talents, grouped into 11 subgroups by area of knowledge, e.g. the recently created urotechnology group led by Domenico Veneziano from Italy. In 2018, 44 scientific publications were indexed and a few awards were won. YAU subgroup members active as reviewers of urological journals will take on a role as academic references, supported by young colleagues with a high, worldwide urological scientific production. This seems to be the start of a great tradition, since 4 out of the last 5 Matula prize winners were a member of YAU and the winner of this prize in 2018 was the YAU chair, Prof. Selcuk Silay (TR).

Goodbye

We would like to highlight the fact that the Italian member of the YUO Board, Giulio Patruno, has unfortunately finished his term in the YUO Board. He received a farewell gift and, most importantly, recognition for his contributions and valuable work for the group. For some of the group members, it was an emotional goodbye. We will certainly miss him!



YUO Board Meeting in Amsterdam, December 2018



YAU achievements in 2018




Prof. Selcuk Silay, the Matula Award winner in 2018, and 3 former Matula Award winners.



Giulio Patruno receives a present from YUO Chair Dr. M. Sedelaar

YAU: Useful platform for international cooperation

Young urologists combine business with pleasure during EMUC meeting in Amsterdam



Dr. Tom Marcelissen
Chairman, YAU
Functional
Urology Working
Group
Maastricht (NL)

tmarcelissen@gmail.com
www.sure-foundation.net

The Young Academic Urologists (YAU) is a group of talented and renowned young European urologists (< 40 years old). Its main goal is to promote high-quality studies in order to provide strong evidence for the best urological practice, to promote educational programmes in order to boost European training standards and to create a platform for close international cooperation for the future urology leaders in Europe (and beyond).

Current and future role of YAU

The YAU members have a meeting twice a year, and this year's fall meeting was situated in Amsterdam during the 10th EMUC meeting. The meeting was opened by the chair, Prof. Selcuk Silay, who gave an inspiring talk on the current and future role of YAU. Next, the chairs of the subgroups presented the achievements of their groups. This year, a total of 44 publications was reached, a new record in the history of YAU!

Also, the number of female YAU members is steadily increasing, with currently approximately 15% of all members being women. Although this number is still small, we encourage more women to join our team and hope to see this number grow in the future.

How to use YAU resources efficiently

Next, Umberto Capitanio, Chairman of the Renal Cancer Group, showed how to conduct an influential study using YAU sources. Being a YAU member creates the opportunity to easily connect with the Guidelines Office, the Sections Office and the ESU, the natural partners within the EAU for the development of clinical, educational and investigational projects. Lisette 't Hoen, urology resident and member of the Neuro-urology Guidelines Panel, informed us about the journey of systematic review and meta-analysis. Each step from hypothesis to publication was outlined in detail, which gave us good insight into the (sometimes tedious) process.

After the presentations, the nine YAU subgroups proceeded with the individual brainstorm sessions.

Time for pleasure

All groups shared new ideas with great enthusiasm, encouraging each other to develop new research



Dr. Geert De Nayer (BE) reporting on the activities of the YAU Working Group Robotics



Sixty five YAU members gathered in Amsterdam



YAU Reconstructive Working Group brainstorming

projects. After the brains were completely drained, it was time for diner and good conversation. Not only is the YAU a great research network, it is also a place to

meet friends and have a good time. I am really looking forward to the next meeting during the 34th Annual EAU Congress in Barcelona!

Call for 'Nightmare Cases'

For a new series in the YUO section of European Urology Today we need your contribution!

Have you ever encountered a patient case that was extremely challenging but were able to resolve it despite the odds?

Have you ever had a case which seemed common at first but the situation changed in an instant and you had to deal with every urologist's worst nightmare?

Have you ever attended a Nightmare Case session and although you felt that the presented cases were truly problematic,

you encountered an even worse case yourself? If so...

- What was the case?
- What did you do?
- Was it resolved? If yes, how?

We can learn from these cases to help us treat our patients better and enhance our everyday practice in the future.

Please send the details of your personal Nightmare Case and photos to:
Dr. Zsuzsanna Zotter, eut@uroweb.org

